


Mobile Mixing Plants

M1 / M1.25 / M2.25 / M2.5 / M3



SCHWING STETTER MOVES CONCRETE. **WORLDWIDE**

Wherever concrete is produced and moved is where you will find SCHWING - Stetter machinery. With plants in Germany, Austria, USA, Brazil, Russia, China, and India, as well as with more than 100 sales and service facilities, the group of companies is always close to the customer. Our wide range of products with something for every application is what makes SCHWING - Stetter the No.1 system supplier for concrete machinery worldwide.



CONCRETE MIXING PLANTS




TRUCK MIXERS



TRUCK-MOUNTED CONCRETE PUMPS



STATIONARY CONCRETE PUMPS



SEPARATE PLACING BOOMS



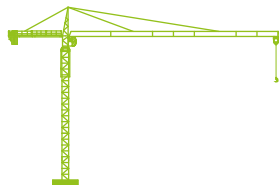
CONCRETE RECYCLING PLANTS



TOP SHOT RUNNERS



SELF LOADING MIXER



TOWER CRANES

Mobile Plants from Stetter Quality Concrete on site

Wherever larger quantities of high-quality concrete have to be supplied for any length of time to the construction sites, mobile mixing plants from Stetter are ideal. It does not matter whether they are used for the construction of traffic routes, dams, landfills or airports, the M series plants have been designed to handle the task. They can be quickly moved, transported on low-bed semi-trailers and quickly set up again, thanks to the fully installed, pre-assembled compact units. The current development status of the Mobile plant benefits from our vast experience worldwide.

M1 is equipped with Pan mixer and achieves a productive capacity of approx. 56 cum compacted concrete per hour. This is also available with twin shaft mixer M1T / M1.25 / 2.25 / 2.5 / 3.0 are featured with Twin shaft mixer. The output of compacted concrete is approximately upto 120 m³ per hour based on models, thus making it comparable with medium sized stationary plants.



Mixers from Stetter.

Technology for the Precise Production of Concrete

PAN MIXER FOR M1

Pan mixers allow you to produce quality concrete of all consistencies within a short mixing time and with low energy input, as they mix intensively with short mixing paths both horizontally and vertically.

The spring mounted mixing arms are protected against wear by means of polyurethane sleeves. Instead of the standard mixing paddles made of special chilled casting you can also use, if you want, our mixers with paddles made of a synthetic material that have an exceptionally longer life.

The mixing trough is lined with a replaceable inner wall, outer wall and floor wearing plates. You can lay out the mixer floor with regular wearing plates made of special steel or special chilled cast tiles.

The cover of the mixer can be opened up to 50% during cleaning and maintenance work. The mixer can be emptied simply via the slide or trapdoor.

TWIN SHAFT MIXER

Excellent mixing with short mixing and discharging times, a wide range of applications as well as low wear: these are the characteristics of Stetter's twin shaft mixers in a compact design.

The high performance twin shaft mixers from Stetter achieve an intensive agitation of the mixture, and thus you get a fast homogeneity of the mixture. The mixing arms, made of high-quality cast steel, have a helical arrangement.

This design features a large overlapping of tools and a low fill factor which has a positive effect on the mixing. Wear-resistant materials having a high degree of hardness and toughness are used for the trough lining.



No matter which plant you opt for: these are the advantages you receive, thanks to the modular system of the Stetter mobile mixing plant.

- Fast assembly and disassembly
- Easily accessible
- Compact and still easy to maintain
- Economical, reliable
- Optional mounting of an ice weigher
- Optional mounting of a powder weigher
- Optionally available with housing

ADDITIVE WEIGHER

On request, we will equip our mixers with a two-chamber additive weigher. The additives are discharged via discharge pumps that are automatically rinsed. The additives are distributed over the entire mixture via a set of nozzles.



ICE WEIGHER

The ice weigher is used for the weighing of flake ice. At the bottom, the side walls are slightly sloped outwards which ensures the complete discharge of the container.

WATER WEIGHER

The dosing of the mixing water is achieved automatically by means of a patented weighing, pump and nozzle system. The water system is designed so that you can use fresh water, recycled water or hot water without difficulty. After weighing, a special pressure water pump delivers the mixing water into the mixer.



Stetter Mobile Plants. **Versatile application options** **making them fit to be used anywhere in the world.**

Stetter mobile plants allows you to mix anything whether it is dry concrete, ready mix concrete of all consistencies, hydraulically bound bases, recycled material, mortar or self-levelling floor screed.

Stetter mixing plants can be used anywhere in the world. Whether it is in the arctic cold, tropical humidity or extreme heat, the Stetter mobile plants can be perfectly equipped for every climate zone, and have been proven reliable everywhere. Thanks to steam injections and the addition of hot water, the winter design permits the production of concrete at temperatures upto -30°C.



M1 Batching plant with Compartment bins with loader feeding option



23 year old M1 Batching plant working at L&T Project site



M2.25 Batching plant with Compartment bins with Conveyor feeding option

Two options for aggregate storage silo are available.

In-line silo Version : The in-line silo is used for large quantities or if more than four kinds of aggregates are used. The weighing takes place on a weighing belt which forwards the aggregates to the feeder skip.



Compartment version : Compartment version is compact and is suitable for four types of aggregates. The aggregate can be fed either through ramp and loader arrangement or through the Aggregate Feeding Conveyor.



Stetter Mobile Plants

Easy Assembly for Better Efficiency.



The plant is delivered to the construction site on a semi-trailer. Only a mobile crane is required for the erection. Due to the fully installed, pre-assembled compact units, only eight days are usually required until being put into operation. The following applies to the disassembly and reassembly: the plant can be used again after one week if appropriate preparatory work has been performed.

The plant is assembled as fast as it is shipped. After surveying, the plant is placed and aligned, with the help of a crane, on a leveled compacted flat ground without foundations.

The plant components with hinged joints are set up with a crane, positioned and mounted without requiring any welding. The pivoted upper part is then brought into the final position. The support of the upper part is firmly attached to the foundation platform with locking bolts.

The lateral ramp walls for the ramp drive together with the compartment batcher now make up one unit. They only need to be filled with sand and gravel and compacted to complete the drive up ramp. The winter-proof housing (optional) can be assembled in a single day.





M3 control panel with VFD systems



SCHWING STETTER CONTROL SYSTEM - MCI 550

QUALITY FROM OWN DEVELOPMENT AND PRODUCTION.

MAIN FEATURES OF MCI550 CONTROL SYSTEM

1. Schedule based batching - Not usable in case of generic interface enabling.
2. Maintenance schedule.
3. Cement batching silo can be changed in between in case of silo empty- Not usable in case of generic interface enabling.
4. Automatic calibration and manual calibration available.
5. All kinds of statistical reports are available.
6. Slump measurement (optional).
7. PID control based batching (addition to the material in air control).
8. Automatic batching after power recovery.
9. Centralized connection of load cell with PLC.
10. Common software for all Stetter plants ranging from M1 to H6.
11. Introduction of touch panel.
12. Introduction of membrane keypad instead of control desk.
13. Connectivity to USB camera (optional).
14. Customer credit locking system (optional)- Not usable in case of generic interface enabling.
15. Provision for slurry water batching.
16. Introduction of authority based password control.
17. Facility to divert the concrete from one customer to another (delivery docket) - Not usable in case of generic interface enabling.
18. Possibility for networking the plants (optional).
19. Option to integrate with Schwing 996 weigh bridge system.

FLEXIBILITY AND INVESTMENT SECURITY

The architecture of our software produced with the most modern methods of development in our own works guarantees the highest flexibility: thanks to their possibilities in configuration, software and system offer simple adaptation to your operating schedule-even if it changes in a few months.

Also, preparation of wiring diagrams and manufacture of switch cabinets is done in our own works. So we can optimally suit the control systems to our concrete mixing plants. Upon request, we integrate our control system also in external installations.

MCI 550 Control System



The MCI550 is the improved version of MCI360. The MCI550 control system is known for its robustness. The main advantage in the system is that it doesn't depend upon any third party tool or editors to execute. This system is also known for its speed and accuracy.



TECHNICAL DATA

			M1C / M1T	M1.25	M2.25	M2.5	M3
Total unit	Output	(m ³ /h)	56/53	69	101	112	120
	Concrete discharge height	(m)	4.02 / 4.1	4.1	4.1	4.1	4.1
	Operating voltage	(V)	415	415	415	415	415
Transport Dimensions	Loading height	(m) Compartment	3.67	3.4	3.5	3.5	3.44
		(m) Inline silo	3.5	3.4	3.5	3.5	3.44
	Loading length total	(m) Compartment	13.1/13.7	15.5	16.4	16.4	17.56
		(m) Inline silo	10.9/11.5	12.3	13.7	13.7	14.97
	Loading length base	(m) Compartment	9.2/9.0	12.0	12.0	12.0	12.27
		(m) Inline silo	7.93/7.7	9.6	10.3	10.3	10.55
Loading width	(m)	3.01/2.93	3.04	3.01	3.0	3.06	
Control System	Type		MCI 370/460	MCI 370 / MCI 550	MCI 370 / MCI 550	MCI 370 / MCI 550	MCI550
	Skid		Optional	Standard	Standard	Standard	Standard
Mixer Unit	Mixer type		Pan/Twin Shaft DW 1.00	Twin Shaft DW1.25	Twin Shaft DW2.25	Twin Shaft DW 2.5	Twin Shaft DW 3.0B
	Mixer driving power	(KW)	37	45	2x37	2x45	2x55
	Compacted fresh concrete	(m ³)	1	1.25	2.25	2.5	3
	Dry filling	(m ³)	1.5	1.875	3.375	3.75	4.5
	Max. grain size	(mm)	45/63	63	63	63	63
	Drive power	(KW)	15	18.5	37	37	45
Feeder Skip	Medium speed	(m/s)	0.5	0.6	0.5	0.5	0.48
	Skipway	(m)	8.4/8.6	10.1	10.5	10.5	11.1
	Number of weighing cells	(pcs)	4	4	4	4	4
Compressor	Type of compressor		Reciprocating	Reciprocating	Reciprocating	Reciprocating	Reciprocating
	System pressure	(bar)	9	9	9	9	9
	Volume of pressure vessel	(ltr)	160/420	420	420	420	420
Cement weighing system	Weighing capacity	(Kg)	750	750	1350	1350	1800
	No. of weighing cells	(units)	3	3	3	3	3
Water Weighing System	Weighing capacity	(Kg)	375	375	680	680	900
	No. of weighing cells	(units)	3	3	3	3	3
Aggregate Compartment Batcher	Capacity	(m ³) Compartment	40	52	70	70	70
	Number of chambers		4	4	4	4	4
	Batching gates		4	4	4	4	4
	Filling height	(m)	4.98/5.16	4.96	5.1	5.1	5.1
	Filling width per chamber	(m)	3.2	3.3	3.3	3.3	3.3
Aggregate Inline Silo	Capacity	(m ³) Inline silo	50	100	100	100	100
	No. of chambers	+	5x10	5x20	5x20	5x20	5x20
	Batching gates	(units)	5	10	10	10	10
	Filling		shovel dozer / feeding conveyor available for all				
	Filling height	(m)	4.4/4.6	4.75	4.75	4.75	4.75
	Filling width per chamber	(m)	3.0	3.5	3.5	3.5	3.5
	Width of belt	(m)	0.8	0.8	1	1	1.2
	Minimum transport capacity	(m ³ /h)	340	430	500	500	719
Weighing capacity	(Kg)	2500	3125	5625	6250	6750	

Note:

1. Inline silo can be supplied with 4 - 6 bins and above based on requirement.
2. Inline silo with 5 bins and above will have MCI 550 as control system by default.

SCHWING - STETTER ALWAYS CLOSE TO THE CUSTOMER.



-  Sales Office
-  Resident Engineer
-  Resident Engineer with Spares Depot
-  Service Centre with Spares Depot
-  Dealership Support
-  Customer Training Center

SCHWING STETTER (INDIA) PVT LTD

An ISO 9001 : 2015 Company

CORPORATE OFFICE : F 71 - 72, SIPCOT Industrial Park, Irungattukottai, Sriperumbudur Taluk, Kancheepuram District, Tamil Nadu - 602117.
Tel : 044 - 71378100 / 106 Fax : 044 27156539
Email : chennai@schwingstetterindia.com

Mumbai : 620/621, Nirmal Lifestyle Corporate Centre, 6th floor, LBS Marg, Mulund (West), Mumbai 400080.
Tel : 022 25624863 / 64, 30718300, 71378100
Fax : 022 25624865 / 66
Email : mumbai@schwingstetterindia.com

New Delhi : 19, Okhla Industrial Estate, Phase III, New Delhi - 110 020.
Tel : 011 30928500 Fax : 011 30928530
Email : newdelhi@schwingstetterindia.com

Kolkata : Y6, Block EP, Sector V, Electronics Complex, Salt Lake City, Kolkata-700091. Tel: 033 40823300
Email : kolkata@schwingstetterindia.com

Hyderabad : No.8-2-268/1/C, Plot 2, Road 3, Arora Colony, Banjara Hills, Hyderabad-500034.
Tel: 040 33555588 / 30948601 Fax: 040 23731770
Email : hyderabad@schwingstetterindia.com

Mohali : D 91-PH-VII, Industrial Area, Mohali, Punjab - 160 055. Tel : 0172 3957500 / 3957501
Email : chandigarh@schwingstetterindia.com

Bengaluru : No 138-B, "UDAYAGIRI COMPLEX", 3rd Phase, KIADB Industrial area, Peenya, Bangalore - 560058.
Tel : 080 3355 5588 Fax : 080 3011 4301
Email : bangalore@schwingstetterindia.com

Visakhapatnam : Plot No.54, IDA - Block 'D', Expansion, Auto nagar, Visakhapatnam - 530 012.
Tel : 09100061783 Fax: 0891 2706063

Jammu : C/o. VRL Logistics Limited, Plot No. 19, Transport Nagar, Narwal, Jammu - 180006.
Tel : 099060 35941.

Ahmedabad : 103, Shivalik Arcade, 100 Ft., T.P Anand Nagar, Satellite Road, Ahmedabad 380 051.
Tel : 079 71378100 Fax : 079 4006 4084
Email : ahmedabad@schwingstetterindia.com

Cochin : No.134 / 1404 B, Arakkakadavu Road, Anchumana, Edappally P.O. Cochin - 682 024.
Tel: 0484 - 3355558 / 4055544 Fax: 0484 4506165
Email : cochin@schwingstetterindia.com

Bhubaneswar : Plot No:182, Naharkanta, Rudrapur, Beside Puri Main Canal, NH5, Bhubaneswar - 752101 Odisha. Tel : 9078884484 / 85

Pune : Baner Biz Bay, A Wing, 7th Floor, Office No. A-701 & 702, Baner Road, Near D-Mart, Pune - 411 045.
Email : pune@schwingstetterindia.com

Coimbatore : 2005, Trichy Road, Old Rajalaxmi Mills, Singanallur, Coimbatore-641005. Tel: 0422 3223660
Email : coimbatore@schwingstetterindia.com

Raipur : NH-6, Opposite Vardhaman Motor, Kumahari, Dist - Durg, Chhattisgarh - 490042.
Tel : 07821 247066
Email : sunil.kumar@schwingstetterindia.com

Patna : C/o. House of Ashok Kumar Rana, Ground & First Floor, Samridhi Bhawan, Agamkuan Road, Shivaji Colony, Pahari More, Patna - 800007, Bihar. Tel : 09570996702
Email : rajiv.chandra@schwingstetterindia.com

Surat : Shop No. 128, First Floor, Aagam Orchid, TP Scheme No 6, Opp. Shiv Kartik Complex, Off VIP Road, Nr. Shrungar Building, Nr Nandini 2, Vesu, Surat-395007 Tel : 08980002726
Email : ahmedabad@schwingstetterindia.com

Guwahati : House No. 161, Jaya Nagar, Six Miles, Khanapara, Guwahati 781 022.
Tel: 0361 2234738 / 099575 66738

Goa : C/o Agarwal Packers and Movers Limited, Plot No X-1, Verna Industrial Estate, Verna, Goa - 403722. Tel: 09820203847
Email : sohit.chakhaiyar@schwingstetterindia.com

Nagpur : C/o Amrut Dairy Farm, No. 118, Opp VCA Stadium, Jamtha, 16th KM Milestone, NH-7, Wardha Road, Nagpur - 441108. Tel : 09820203847
Email : sohit.chakhaiyar@schwingstetterindia.com

Indore : Plot No.1074/9/1, A.B. Road (By-Pass), (Opp) Silicon Valley Housing Project, Rau-453331, Indore - 452010. M.P Tel : 8085966587
Email : ahmedabad@schwingstetterindia.com

Jaipur : F-551, Road No. 6, Lehar Choraha, Vishwakarma Industrial Area (VKI Area), Jaipur - 302 013, Rajasthan. Phone: 09672423444

The Data given in this brochure are subject to change without notice.